

Lecture Slides for
**INTRODUCTION
TO
MACHINE
LEARNING**
3RD EDITION

ETHEM ALPAYDIN

© The MIT Press, 2014

alpaydin@boun.edu.tr

<http://www.cmpe.boun.edu.tr/~ethem/i2ml3e>

CHAPTER 4:

PARAMETRIC METHODS

Parametric Estimation

3

□ $\mathcal{X} = \{x^t\}_t$ where $x^t \sim p(x)$

□ Parametric estimation:

Assume a form for $p(x | \theta)$ and estimate θ , its sufficient statistics, using X

e.g., $N(\mu, \sigma^2)$ where $\theta = \{\mu, \sigma^2\}$

Maximum Likelihood Estimation

4

- Likelihood of θ given the sample \mathcal{X}

$$l(\theta | \mathcal{X}) = p(\mathcal{X} | \theta) = \prod_t p(x^t | \theta)$$

- Log likelihood

$$\mathcal{L}(\theta | \mathcal{X}) = \log l(\theta | \mathcal{X}) = \sum_t \log p(x^t | \theta)$$

- Maximum likelihood estimator (MLE)

$$\theta^* = \operatorname{argmax}_{\theta} \mathcal{L}(\theta | \mathcal{X})$$

Examples: Bernoulli/Multinomial

5

- Bernoulli: Two states, failure/success, x in $\{0,1\}$

$$P(x) = p_o^x (1 - p_o)^{(1-x)}$$

$$\mathcal{L}(p_o | \mathcal{X}) = \log \prod_t p_o^{x^t} (1 - p_o)^{(1-x^t)}$$

$$\text{MLE: } p_o = \sum_t x^t / N$$

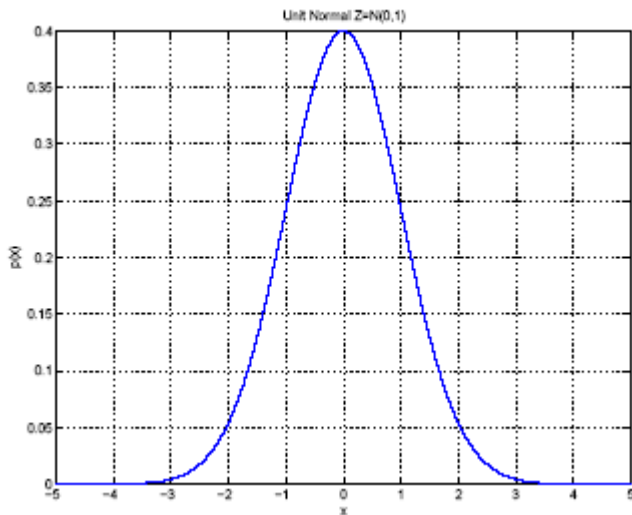
- Multinomial: $K > 2$ states, x_i in $\{0,1\}$

$$P(x_1, x_2, \dots, x_K) = \prod_i p_i^{x_i}$$

$$\mathcal{L}(p_1, p_2, \dots, p_K | \mathcal{X}) = \log \prod_t \prod_i p_i^{x_i^t}$$

$$\text{MLE: } p_i = \sum_t x_i^t / N$$

Gaussian (Normal) Distribution



$$m = \frac{\sum_{t=1}^N x^t}{N} \quad \sigma$$
$$s^2 = \frac{\sum_{t=1}^N (x^t - m)^2}{N}$$

□ $p(x) = \mathcal{N}(\mu, \sigma^2)$

$$p(x) = \frac{1}{\sqrt{2\pi}\sigma} \exp\left[-\frac{(x-\mu)^2}{2\sigma^2}\right]$$

□ MLE for μ and σ^2 :

Bias and Variance

7

Unknown parameter θ

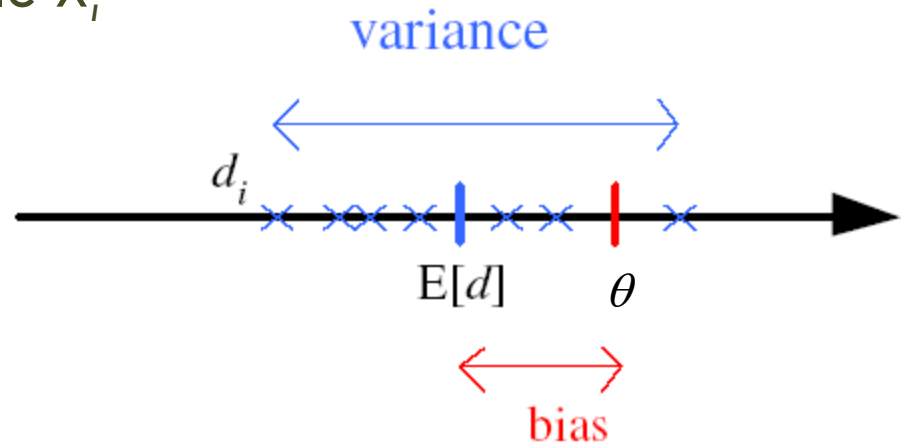
Estimator $d_i = d(X_i)$ on sample X_i

Bias: $b_{\theta}(d) = E[d] - \theta$

Variance: $E[(d - E[d])^2]$

Mean square error:

$$\begin{aligned} r(d, \theta) &= E[(d - \theta)^2] \\ &= (E[d] - \theta)^2 + E[(d - E[d])^2] \\ &= \text{Bias}^2 + \text{Variance} \end{aligned}$$



Bayes' Estimator

8

- Treat θ as a random var with prior $p(\theta)$
- Bayes' rule: $p(\theta | \mathcal{X}) = p(\mathcal{X} | \theta) p(\theta) / p(\mathcal{X})$
- Full: $p(x | \mathcal{X}) = \int p(x | \theta) p(\theta | \mathcal{X}) d\theta$
- Maximum a Posteriori (MAP):
$$\theta_{\text{MAP}} = \operatorname{argmax}_{\theta} p(\theta | \mathcal{X})$$
- Maximum Likelihood (ML): $\theta_{\text{ML}} = \operatorname{argmax}_{\theta} p(\mathcal{X} | \theta)$
- Bayes': $\theta_{\text{Bayes}'} = E[\theta | \mathcal{X}] = \int \theta p(\theta | \mathcal{X}) d\theta$

Bayes' Estimator: Example

□ $x^t \sim \mathcal{N}(\theta, \sigma_0^2)$ and $\theta \sim \mathcal{N}(\mu, \sigma^2)$

□ $\theta_{\text{ML}} = m$

□ $\theta_{\text{MAP}} = \theta_{\text{Bayes'}} =$

$$E[\theta | \mathcal{X}] = \frac{N/\sigma_0^2}{N/\sigma_0^2 + 1/\sigma^2} m + \frac{1/\sigma^2}{N/\sigma_0^2 + 1/\sigma^2} \mu$$

Parametric Classification

10

$$g_i(x) = p(x | C_i)P(C_i)$$

or

$$g_i(x) = \log p(x | C_i) + \log P(C_i)$$

$$p(x | C_i) = \frac{1}{\sqrt{2\pi}\sigma_i} \exp\left[-\frac{(x - \mu_i)^2}{2\sigma_i^2}\right]$$

$$g_i(x) = -\frac{1}{2}\log 2\pi - \log \sigma_i - \frac{(x - \mu_i)^2}{2\sigma_i^2} + \log P(C_i)$$

□ Given the sample $\mathcal{X} = \{x^t, r^t\}_{t=1}^N$

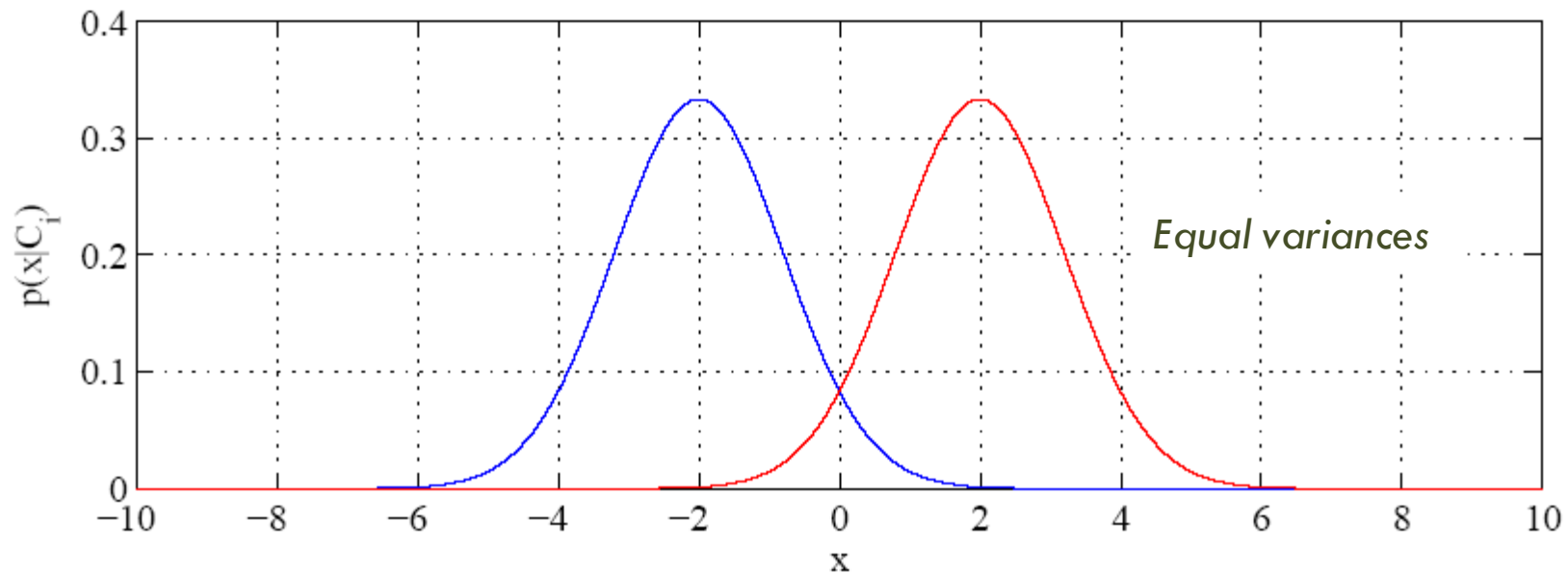
$$\mathcal{X} \in \mathfrak{R} \quad r_i^t = \begin{cases} 1 & \text{if } x^t \in C_i \\ 0 & \text{if } x^t \in C_j, j \neq i \end{cases}$$

□ ML estimates are

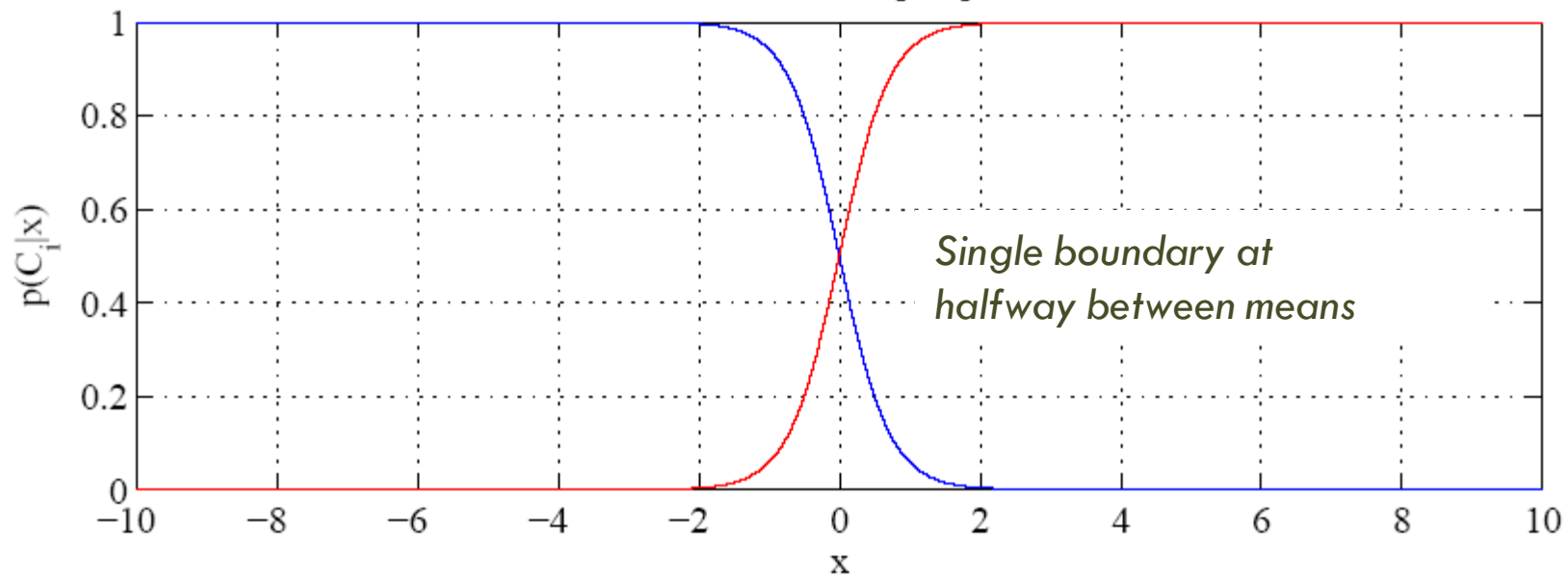
$$\hat{P}(C_i) = \frac{\sum_t r_i^t}{N} \quad m_i = \frac{\sum_t x^t r_i^t}{\sum_t r_i^t} \quad s_i^2 = \frac{\sum_t (x^t - m_i)^2 r_i^t}{\sum_t r_i^t}$$

□ Discriminant $g_i(x) = -\frac{1}{2} \log 2\pi - \log s_i - \frac{(x - m_i)^2}{2s_i^2} + \log \hat{P}(C_i)$

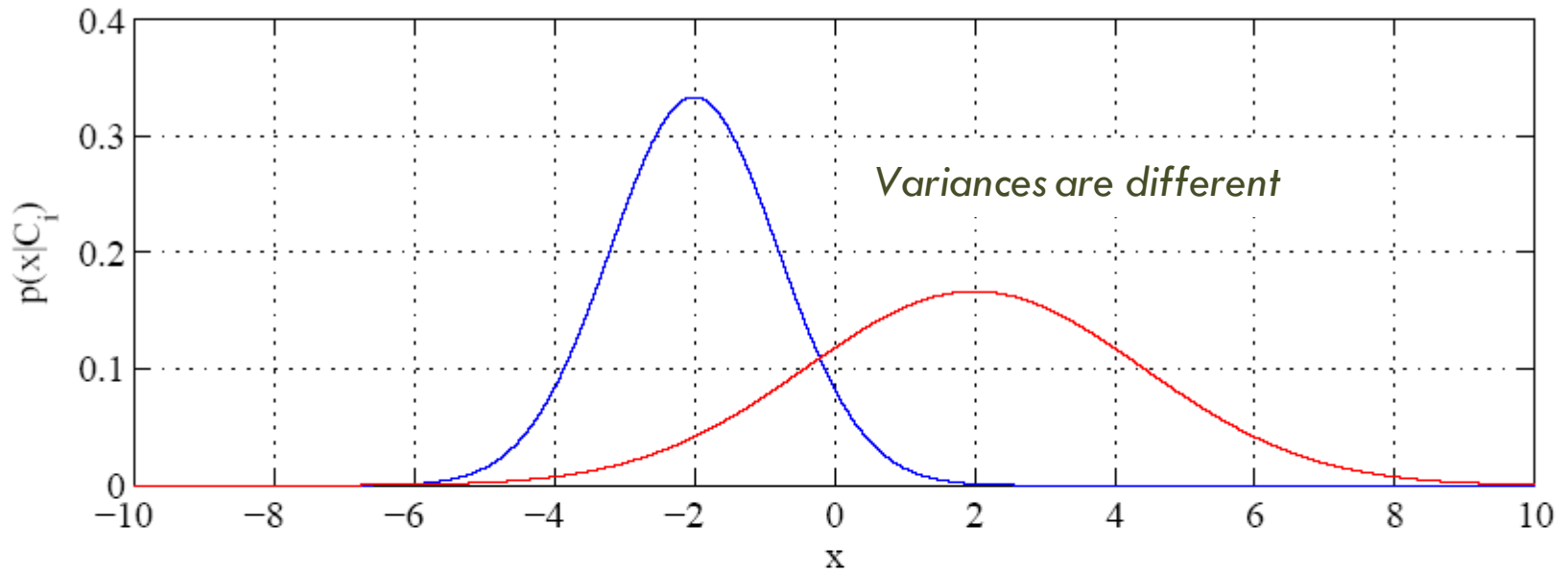
Likelihoods



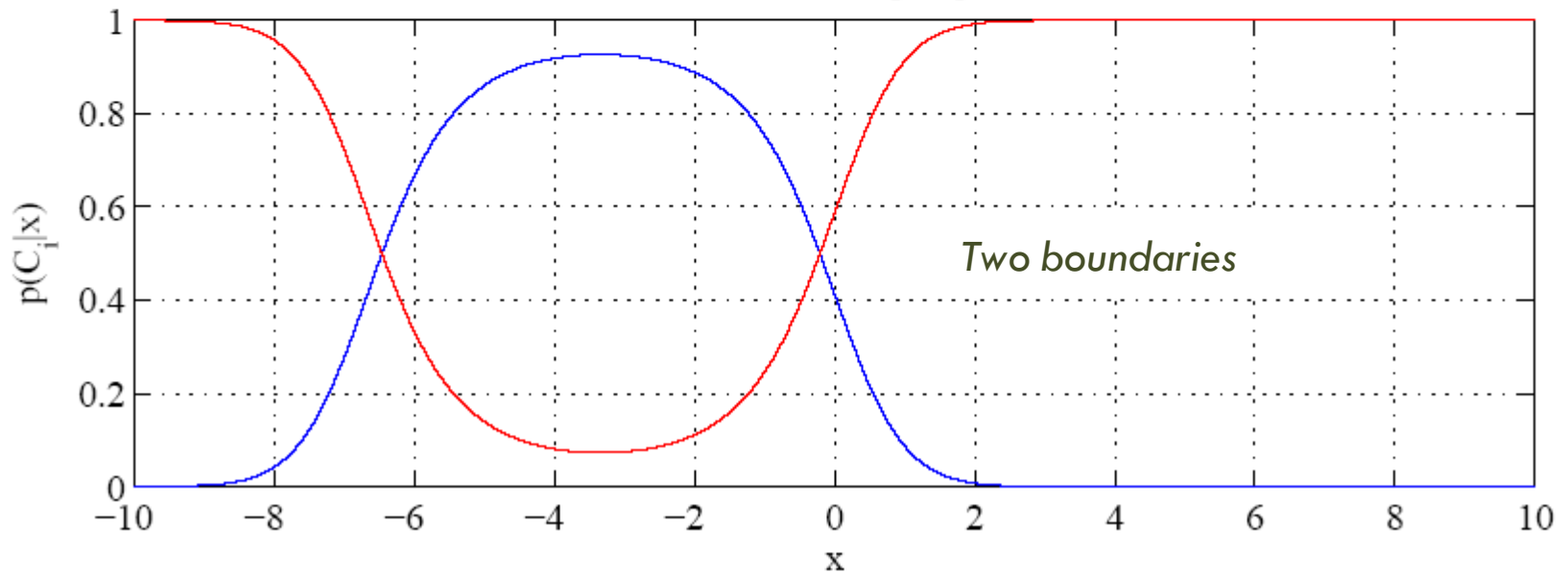
Posteriors with equal priors

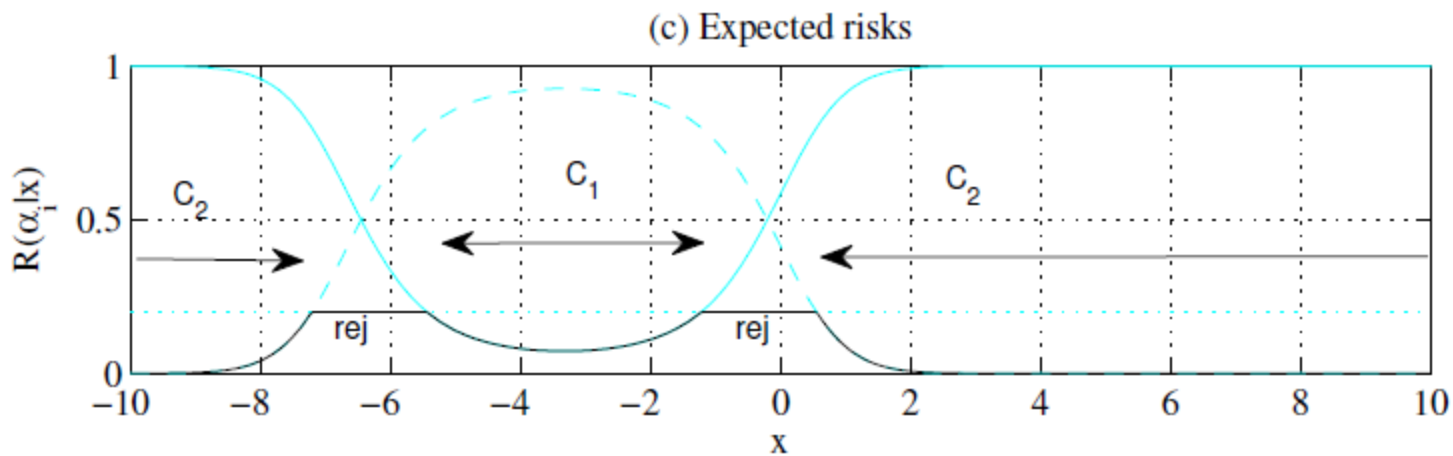
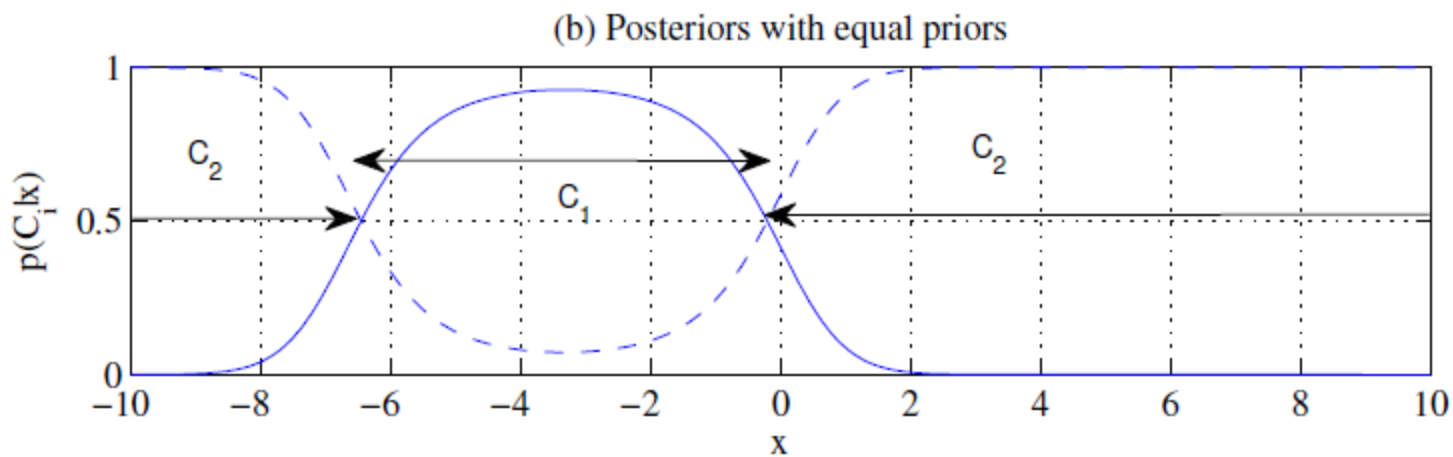
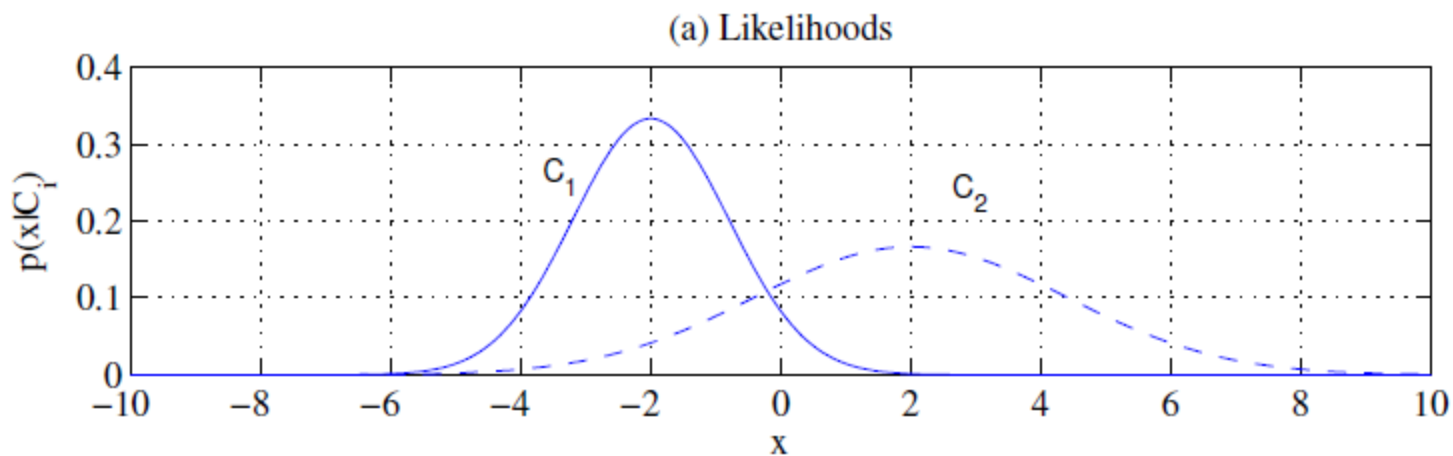


Likelihoods



Posteriors with equal priors





Regression

15

$$r = f(x) + \varepsilon$$

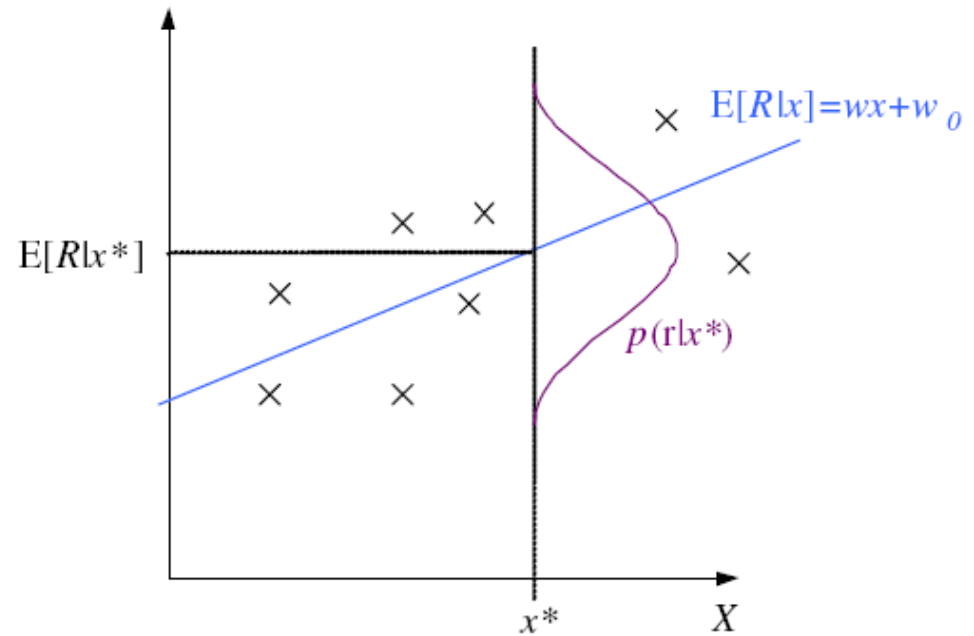
$$\text{estimator } g(x | \theta)$$

$$\varepsilon \sim \mathcal{N}(0, \sigma^2)$$

$$p(r | x) \sim \mathcal{N}(g(x | \theta), \sigma^2)$$

$$\mathcal{L}(\theta | \mathcal{X}) = \log \prod_{t=1}^N p(x^t, r^t)$$

$$= \log \prod_{t=1}^N p(r^t | x^t) + \log \prod_{t=1}^N p(x^t)$$



Regression: From LogL to Error

16

$$\begin{aligned}\mathcal{L}(\theta | \mathcal{X}) &= \log \prod_{t=1}^N \frac{1}{\sqrt{2\pi}\sigma} \exp\left[-\frac{[r^t - g(x^t | \theta)]^2}{2\sigma^2}\right] \\ &= -N \log \sqrt{2\pi}\sigma - \frac{1}{2\sigma^2} \sum_{t=1}^N [r^t - g(x^t | \theta)]^2 \\ E(\theta | \mathcal{X}) &= \frac{1}{2} \sum_{t=1}^N [r^t - g(x^t | \theta)]^2\end{aligned}$$

Linear Regression

$$g(x^t | w_1, w_0) = w_1 x^t + w_0$$

$$\sum_t r^t = N w_0 + w_1 \sum_t x^t$$

$$\sum_t r^t x^t = w_0 \sum_t x^t + w_1 \sum_t (x^t)^2$$

$$\mathbf{A} = \begin{bmatrix} N & \sum_t x^t \\ \sum_t x^t & \sum_t (x^t)^2 \end{bmatrix} \quad \mathbf{w} = \begin{bmatrix} w_0 \\ w_1 \end{bmatrix} \quad \mathbf{y} = \begin{bmatrix} \sum_t r^t \\ \sum_t r^t x^t \end{bmatrix}$$

$$\mathbf{w} = \mathbf{A}^{-1} \mathbf{y}$$

Polynomial Regression

$$g(x^t | w_k, \dots, w_2, w_1, w_0) = w_k (x^t)^k + \dots + w_2 (x^t)^2 + w_1 x^t + w_0$$

$$\mathbf{D} = \begin{bmatrix} 1 & x^1 & (x^1)^2 & \dots & (x^1)^k \\ 1 & x^2 & (x^2)^2 & \dots & (x^2)^k \\ \vdots & & & & \\ 1 & x^N & (x^N)^2 & \dots & (x^N)^k \end{bmatrix} \quad \mathbf{r} = \begin{bmatrix} r^1 \\ r^2 \\ \vdots \\ r^N \end{bmatrix}$$

$$\mathbf{w} = (\mathbf{D}^T \mathbf{D})^{-1} \mathbf{D}^T \mathbf{r}$$

Other Error Measures

19

□ Square Error: $E(\theta | \mathcal{X}) = \frac{1}{2} \sum_{t=1}^N [r^t - g(x^t | \theta)]^2$

□ Relative Square Error: $E(\theta | \mathcal{X}) = \frac{\sum_{t=1}^N [r^t - g(x^t | \theta)]^2}{\sum_{t=1}^N [r^t - \bar{r}]^2}$

□ Absolute Error: $E(\theta | \mathcal{X}) = \sum_t |r^t - g(x^t | \theta)|$

□ ϵ -sensitive Error:

$$E(\theta | \mathcal{X}) = \sum_t 1(|r^t - g(x^t | \theta)| > \epsilon) (|r^t - g(x^t | \theta)| - \epsilon)$$

Bias and Variance

20

$$E[(r - g(x))^2 | x] = E[(r - E[r | x])^2 | x] + (E[r | x] - g(x))^2$$

noise *squared error*

$$E_x[(E[r | x] - g(x))^2] = (E[r | x] - E_x[g(x)])^2 + E_x[(g(x) - E_x[g(x)])^2]$$

bias *variance*

Estimating Bias and Variance

21

- M samples $X_i = \{x_i^t, r_i^t\}, i = 1, \dots, M$
are used to fit $g_i(x), i = 1, \dots, M$

$$\text{Bias}^2(g) = \frac{1}{N} \sum_t [\bar{g}(x^t) - f(x^t)]^2$$

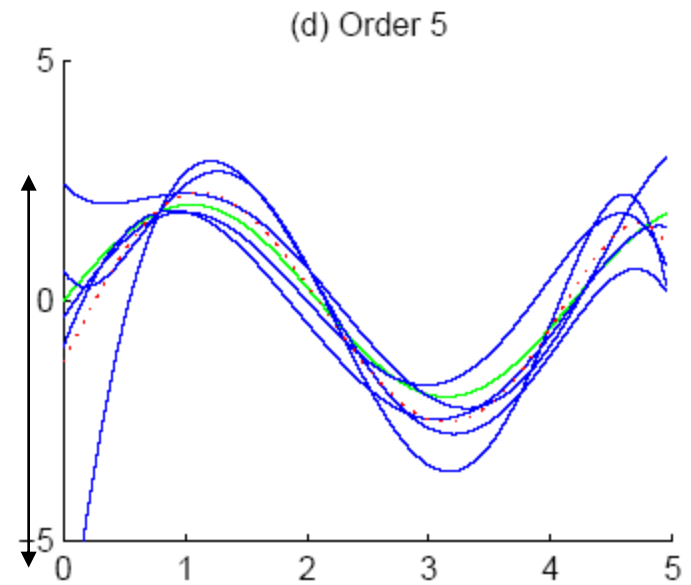
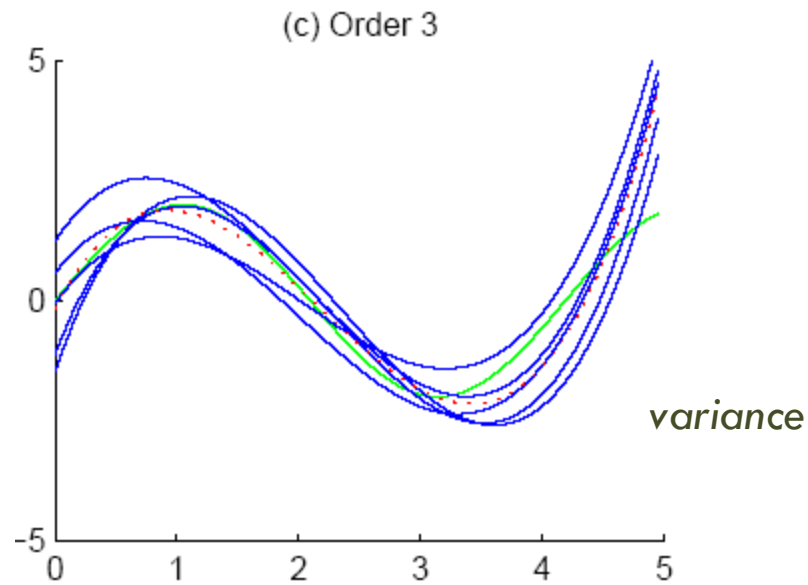
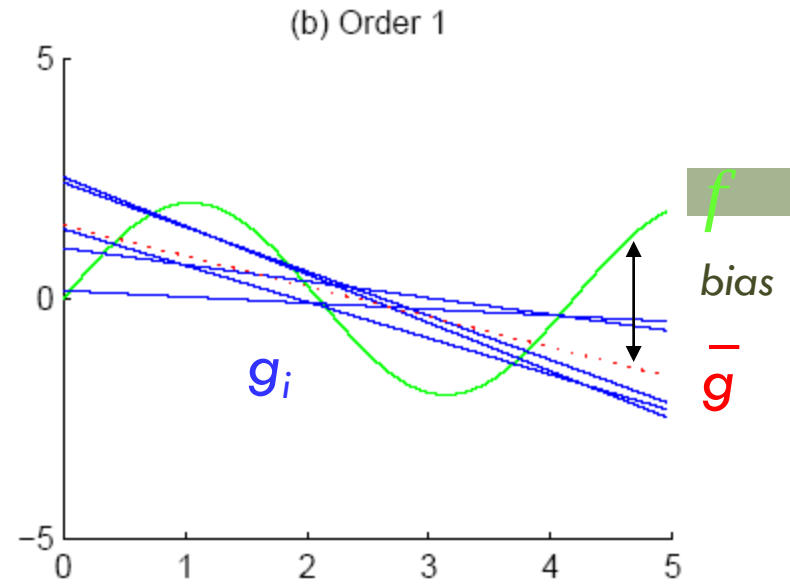
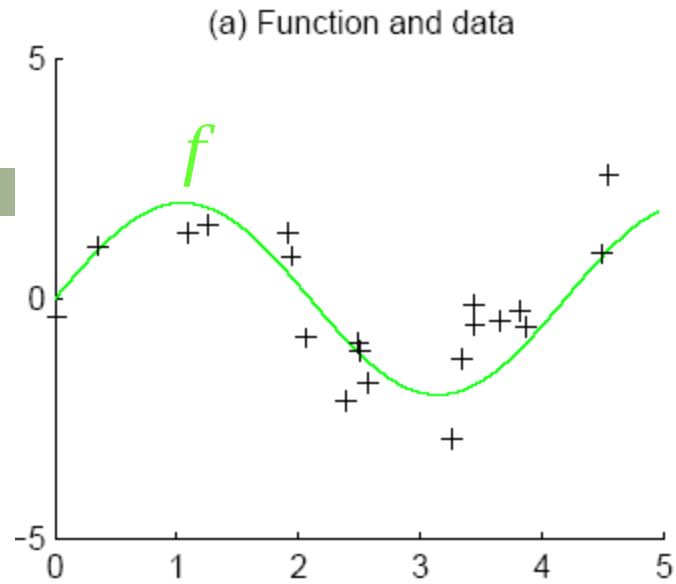
$$\text{Variance}(g) = \frac{1}{NM} \sum_t \sum_i [g_i(x^t) - \bar{g}(x^t)]^2$$

$$\bar{g}(x) = \frac{1}{M} \sum_t g_i(x)$$

Bias/Variance Dilemma

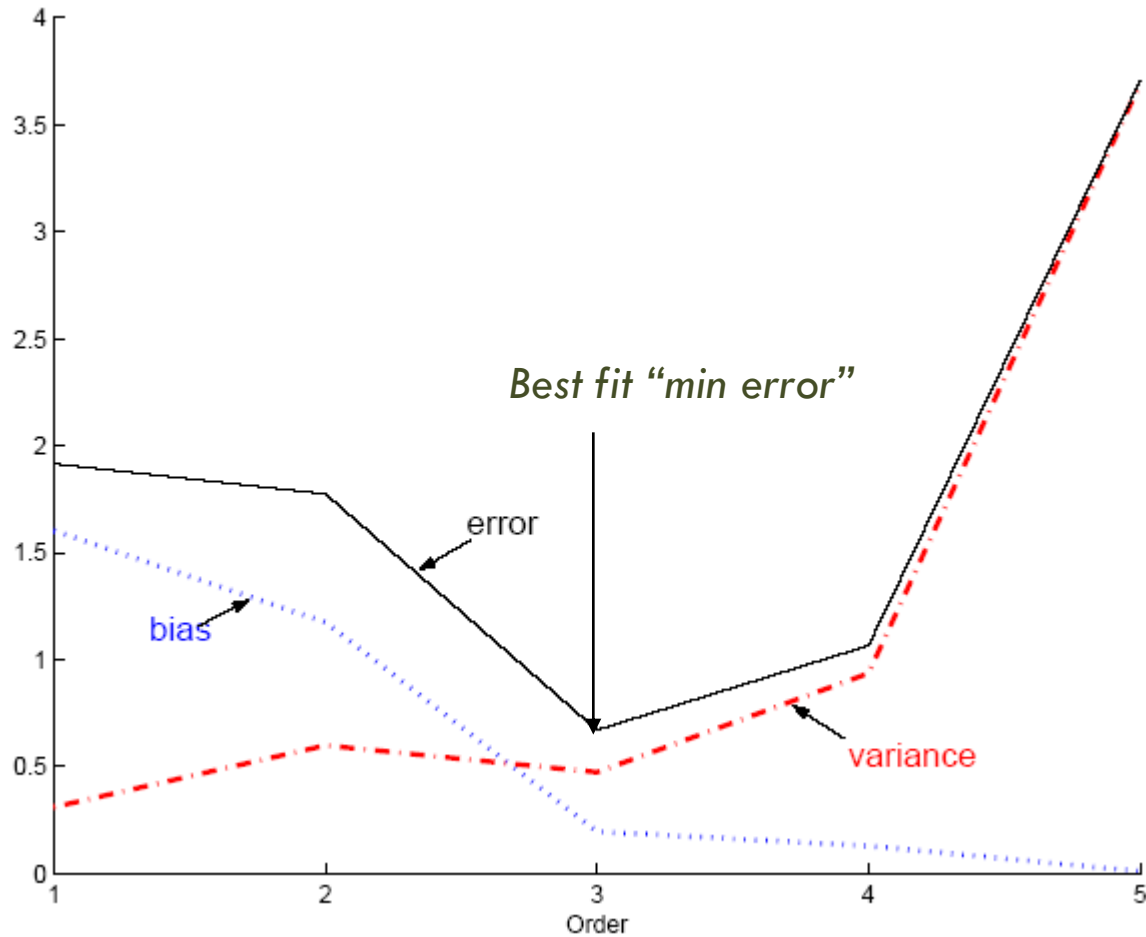
22

- Example: $g_i(x)=2$ has no variance and high bias
 $g_i(x)=\sum_t r_i^t/N$ has lower bias with variance
- As we increase complexity,
 bias decreases (a better fit to data) and
 variance increases (fit varies more with data)
- Bias/Variance dilemma: (Geman et al., 1992)

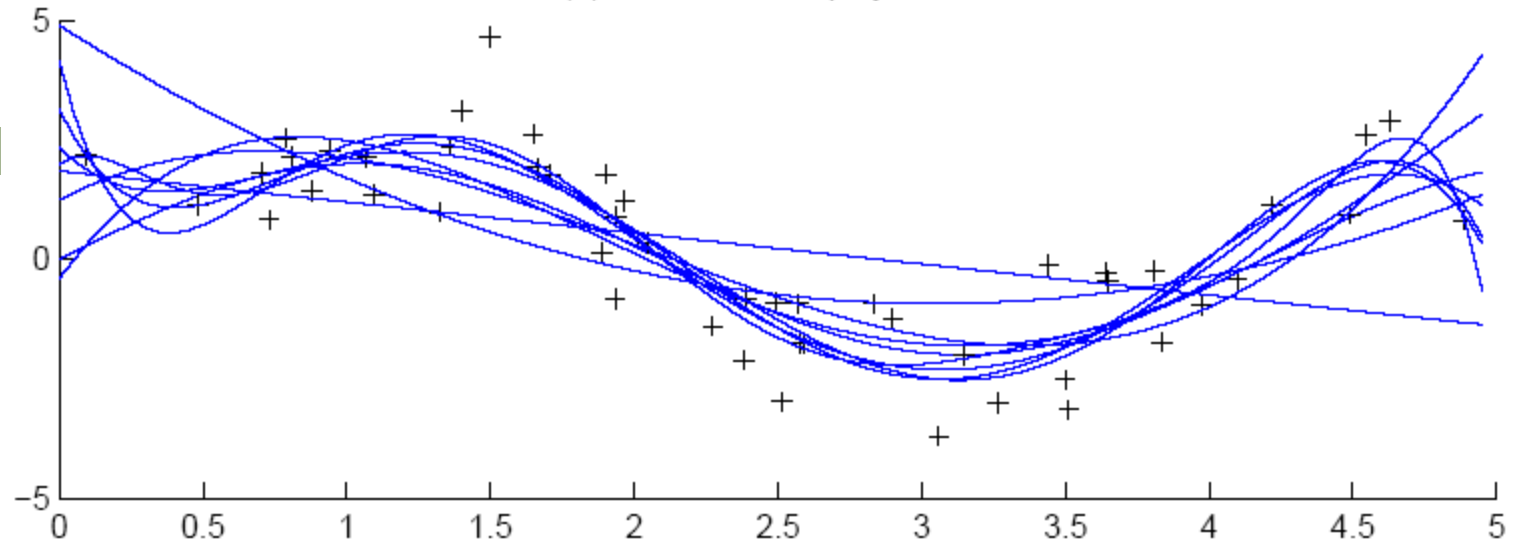


Polynomial Regression

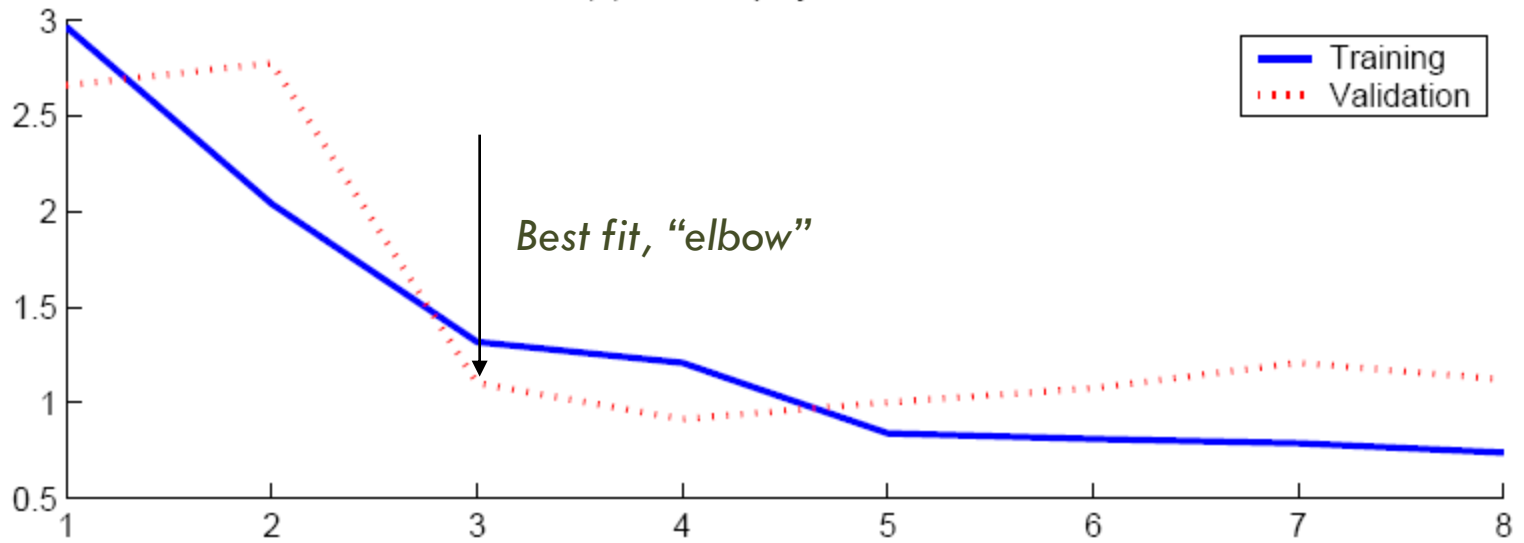
24



(a) Data and fitted polynomials



(b) Error vs polynomial order



Model Selection

26

- Cross-validation: Measure generalization accuracy by testing on data unused during training
- Regularization: Penalize complex models
 - $E' = \text{error on data} + \lambda \text{ model complexity}$
 - Akaike's information criterion (AIC), Bayesian information criterion (BIC)
- Minimum description length (MDL): Kolmogorov complexity, shortest description of data
- Structural risk minimization (SRM)

Bayesian Model Selection

27

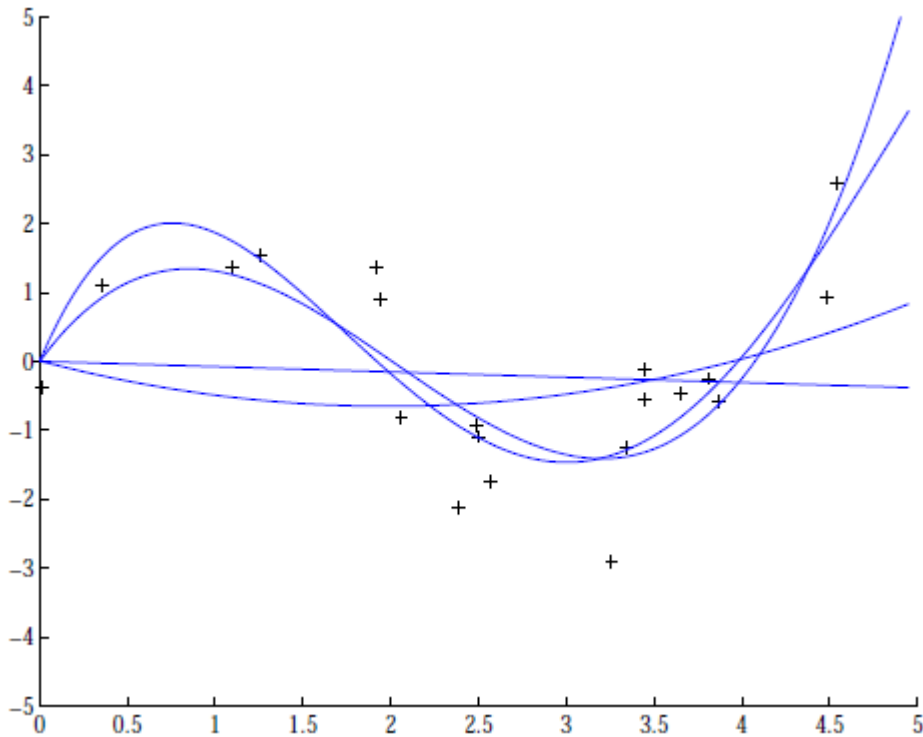
- Prior on models, $p(\text{model})$

$$p(\text{model} | \text{data}) = \frac{p(\text{data} | \text{model}) p(\text{model})}{p(\text{data})}$$

- Regularization, when prior favors simpler models
- Bayes, MAP of the posterior, $p(\text{model} | \text{data})$
- Average over a number of models with high posterior (voting, ensembles: Chapter 17)

Regression example

28



Coefficients increase in magnitude as order increases:

1: [-0.0769, 0.0016]

2: [0.1682, -0.6657, 0.0080]

3: [0.4238, -2.5778, 3.4675, -0.0002]

4: [-0.1093, 1.4356, -5.5007, 6.0454, -0.0019]

Regularization (L2):
$$E(\mathbf{w} | \mathcal{X}) = \frac{1}{2} \sum_{t=1}^N [r^t - g(x^t | \mathbf{w})]^2 + \lambda \sum_i w_i^2$$